

class 3 - Material Logic



Jackson Pollack  
*Autumn Rhythm (Number 30)*, 1950

Clyfford Still  
*PH 605*, 1950





Clyfford Still  
*PH 150*, 1958

I  
TACET

II  
TACET

III  
TACET


NOTE: The title of this work is the total length in minutes and seconds of its performance. At Woodstock, N.Y., August 29, 1952, the title was 4' 33" and the three parts were 33", 2' 40", and 1' 20". It was performed by David Tudor, pianist, who indicated the beginnings of parts by closing, the endings by opening, the keyboard lid. However, the work may be performed by an instrumentalist or combination of instrumentalists and last any length of time.

FOR IRWIN KREMER


JOHN CAGE

John Cage  
4' 33", 1952

Copyright © 1960 by Henmar Press Inc., 373 Park Avenue South,  
New York, N.Y. 10016, U.S.A.



Merril Wagner  
untitled, 1975  
Masking Tape + Graphite on Paper



Merril Wagner  
untitled, , 1975  
Graphite on Paper



Photographed November 1979



Photographed June 2004


Merril Wagner  
Wall Piece, 1979  
Oil Paint on Wall




Gordon Matta Clark  
*Splitting*, 1974  
Gelatin Silver Prints, cut and collaged




Marco Breuer  
*Untitled (c-1379)*, 2013  
chromogenic paper, exposed/scraped

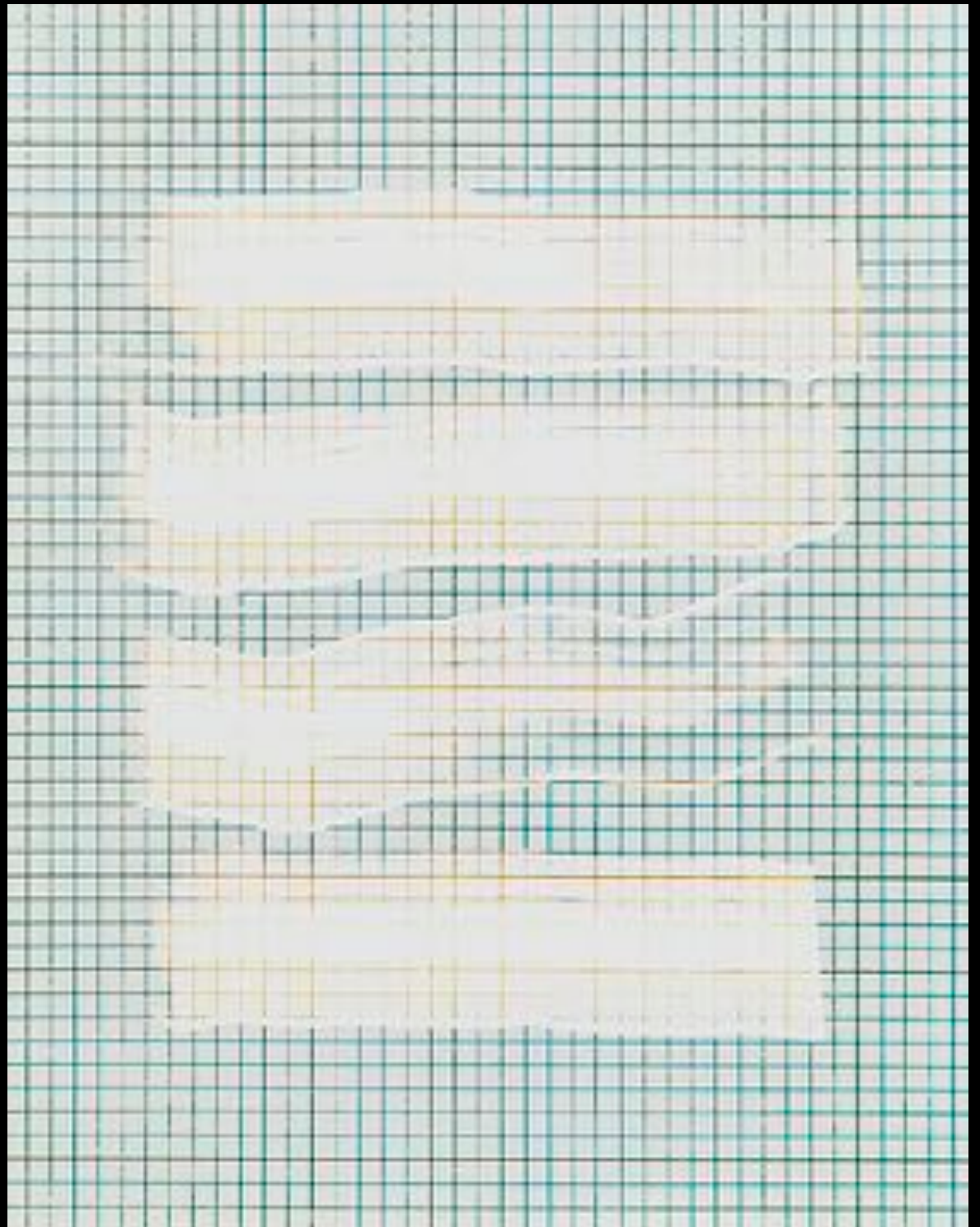


Marco Breuer  
*Untitled (c-1375)*, 2013  
chromogenic paper, exposed/scraped



Marco Breuer





Marco Breuer

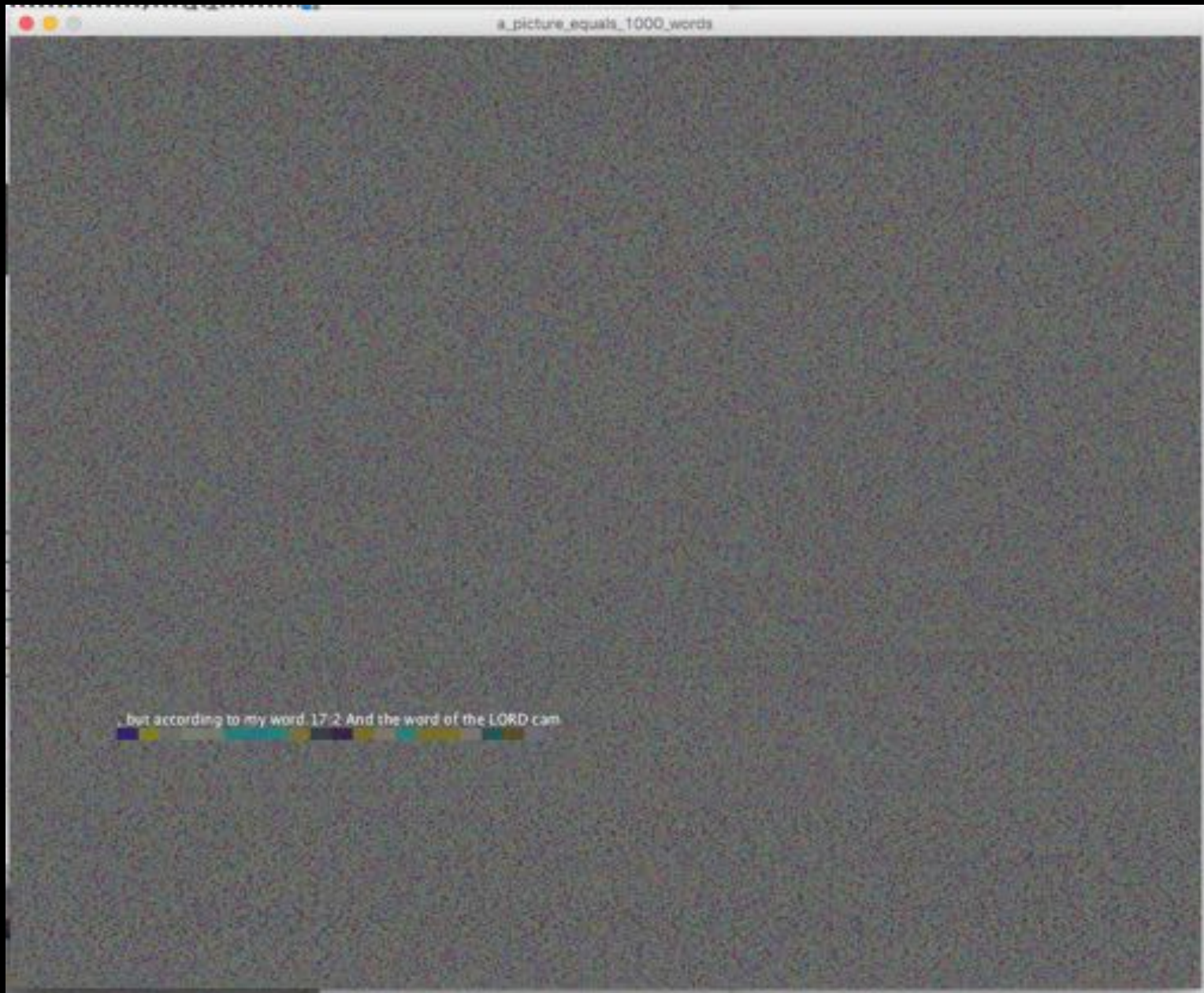


PLAY ALL  
VIDEOS  
FOLLOW

Dina Kelberman  
I'm Google, 2011



Kenneth Goldsmith  
Printing Out the Internet, 2013



```
// The world pixel by pixel 2016  
// Daniel Rozin  
// encodes the entire bible into a picture R,G,B,R,G,B,R,G,B  
// can take a few seconds to load  
// http://github.com/dannyrozin
```





Lisa Jevbratt  
1:1, 1999 - 2001

Every IP, 1999

«1:1» operates with five interfaces—

**Migration:** reveals in one image how the Web has ›moved‹ over the last few years

**Hierarchical:** the Web as directory structure

**Every:** mapping of all web servers in the database

**Random:** randomly generated IP addresses from the database

**Excursion:** provides access to the unsearched places of the web



Alex Galloway + RSG Collective

*Carnivore*, 2002 - 2017

Sniffer

CURRENT TARGET: THE DEVICE WHOSE PACKETS YOU ARE CURRENTLY LISTENING TO

ARE WE SNIFFING?

NUMBER OF PACKETS

Clear Packets

Timestamp	Host	Content Type	Source IP	Destination IP	Seen	Number of Packets
12:35:01 PM	github.com		10.114.101.112	192.30.253.113	5041	
12:35:01 PM	avatars3.githubusercontent.com		10.114.101.112	151.101.126.133	5041	
12:35:02 PM	collector.githubapp.com		10.114.101.112	52.200.131.237	5041	
12:35:03 PM	live.github.com		10.114.101.112	192.30.253.124	5042	
12:35:03 PM	assets-cdn.github.com		10.114.101.112	151.101.0.133	5042	
12:35:03 PM	www.whatism.com		10.114.101.112	104.18.52.224	50423	443
12:35:03 PM	api.github.com		10.114.101.112	192.30.253.117	50423	443
12:35:04 PM	pbs.twimg.com		10.114.101.112	104.244.46.167	50424	443
12:36:09 PM	ton.twimg.com		10.114.101.112	104.244.46.231	50426	443
12:36:36 PM	ghostery-collector.ghostery.com		10.114.101.112	54.166.212.17	50427	443
12:37:43 PM	clients4.google.com		10.114.101.112	172.217.10.238	50428	443
12:37:48 PM	fusionmediagroup.slack.com		10.114.101.112	54.192.49.87	50429	443
12:37:52 PM	video.twimg.com		10.114.101.112	192.229.210.163	50430	443

Sniffer  
In this view you can inspect the packets of the device you selected in the network view. You should be able to see all HTTP and HTTPS traffic. If the information is encrypted you will see the icon in the row, otherwise you should be able to read it's contents. Hover over the different tabs for more information about them.

Surya Mattu + Jen Kagan  
*Herbivore*, 2002 - 2017

Setting up a Server + Wordpress Blog w/ DreamHost



# Shared Hosting

Choose your domain

Domain name

That domain is available to register

www.myGreatWebsite.wtf

www .wtf .org .net .com .uk .it Show all

- I want to register this domain
- I already own this domain
- I want to start with a free sub-domain
- I'll get this up later



This domain is on us

As long as you have our Shared Hosting, you get a free domain registration with [domain.com](#) each year.

Continue

- HOME
- Dashboard
- DOMAINS
- MAIL
- WOODS
- DREAMPRESS
- VPS
- DEDICATED SERVERS
- CLOUD SERVICES
- UNMS
- BILLING & ACCOUNT
- SUPPORT

## Dashboard

Contact Support

Welcome to DreamHost! This is our web control panel. From here you can manage your account, add and configure services, and install and use all kinds of awesome web apps and tools.

So... what do you want to do next?

Install WordPress or another app  
Show me where to go

Over here!

Add or manage websites  
Show me where to go

Register a new domain  
Show me where to go

Set up some email  
Show me where to go

Had enough of our helpfulness? [Click here](#) to hide these suggestions. We won't take it personally

### New Domain Extensions

We now support over 200 different domain extensions. Take a look!

Purchase Now

### Quick Links

- MANAGE DOMAINS
- EMAIL ADDRESSES
- DREAMPRESS
- DREAMOBJECTS
- MANAGE ACCOUNT
- SUPPORT

- Toolbox**
- Manage Account
  - Manage Domains
  - Manage Email
  - Manage Users
  - MySQL Databases
  - One-Click Installs

# One-Click Installs

Manage Installed Applications

View, edit, add domains and their services

## App Category Filters

Analytics (3) | Blog (2) | CMS (13) | Document Management (1) | E-Commerce (1) | Featured (2) | Forum (3) | Gallery (4) | Issue Tracking (1) | Other (1)

Please note that all Custom Installations One-Click Installs require that the domain they are being installed onto are set

- Main Menu**
- + Home
  - + Domains
  - + Mail
  - + Goodies
  - MySQL Databases
  - One-Click Installs**
  - Subversion
  - Cron Jobs
  - Flash Media
  - Jabber IM
  - htaccess/WebDAV
  - Block Spiders
  - Google AdWords
  - Chartbeat Analytics
  - + VPS
  - + Dedicated Servers



MediaWiki, the software behind Wikipedia, is free collaborative software.

Wiki, Featured

**MediaWiki**



WordPress is a free web-based software you can use to create a website or blog.

Blog, CMS, Featured

**WordPress**



concrete5 is a website building tool that is simple for site owners to use, and powerful for site developers to work with.

CMS, Forum

**concrete5**



dotProject is a web-based Project Management app designed to provide project layout and control functions.

Project Management

**dotProject**



GetSimple is an XML based, stand-alone, fully independent and lite Content Management System.

CMS

**GetSimple CMS**



Joomla is an award-winning CMS which enables you to build Web sites and powerful online applications.

CMS

**Joomla**



Mantis Inbound Call Organizer is a simple app to assist small companies track inbound calls.

Telephony

**MICO**



MODx Evolution has empowered developers and enthusiasts to build websites exactly how they wish since 2004.

CMS


**MODx Evolution**




Omeka is a web-publishing platform for museums, libraries, archive collections, and exhibits.

CMS


**Omeka**



Open Web Analytics (OWA) is open source



OpenmBX is a web-based, open source phone system for business.



phpBB allows users to create bulletin boards on their site where members can create their posts



# DreamHost One-Click Installer



**Twenty Fifteen**  
WordPress 4.3



**The Myth of the Pier**

WordPress 4.3 is the latest version of the most popular open source content management system (CMS) in the world. It is a free and open source software package for publishing content and managing the appearance of a website. It is used by over 12% of the 1,000,000 biggest websites. WordPress is the most popular CMS in use today.

## WordPress Version: 4.3

Author: WordPress

WordPress is an open source content management system (CMS), often used as a blog publishing application, powered by PHP and MySQL. It has many features including a plug-in architecture and a template system. Used by over 12% of the 1,000,000 biggest websites, WordPress is the most popular CMS in use today.

Average Rating  (35 ratings)

Tags: [Blog](#), [CMS](#), [Featured](#)

- [DreamHost wiki page](#)
- [Application Support page](#)

Rate it 

## Custom One-Click Installer

Install to:  /

Please be sure there are no files there now.

Select Database:

Deluxe Install  ?

[Install it for me now!](#)

sickUser108196276] Success installing WordPress on your site!

Inbox 4



DreamHost Installer Robot <support@dreamhost.com>

2:07 PM (1 minute ago)

to me :-)

Now....

1. Please create an admin user at:

<http://www.rickson.com/blog/wp-admin/install.php>

2. Afterwards, if you're switching from a different blog system, go to the import area of WordPress admin:

<http://www.rickson.com/blog/wp-admin/import.php>

3. We recommend you read the readme file too, but don't worry about the section for installation -- you've already done that:

<http://www.rickson.com/blog/readme.html>

4. Once everything's set up, you go here to manage/post to your blog:

<http://www.rickson.com/blog/wp-login.php>

And here to view the blog itself:

<http://www.rickson.com/blog/>

5. Please read this important information about preventing comment-spam:

[http://wiki.dreamhost.com/Fine\\_Tuning\\_Your\\_WordPress\\_Install#Spam](http://wiki.dreamhost.com/Fine_Tuning_Your_WordPress_Install#Spam)

6. We now install around TWENTY blog themes for you to choose from for the look of your site! To choose them, log into the admin area, and click the "Appearance" tab!

7. ALSO, we now auto-install the "super cache" plugin to make your blog super- fast and awesome! One thing though.. once you enable it (highly recommended!) new posts take a while to appear on your site. If you make a post and it doesn't appear right away, you can force it to come up by going to the "Settings > WP-Cache" area and clicking "Delete cache"!

Pay attention to this part!



## Welcome

Welcome to the famous five-minute WordPress installation process just fill in the information below and you'll be on your way to using the most extendable and powerful personal publishing platform in the world.

## Information needed

Please provide the following information. Don't worry, you can always change these settings later.

Site Title

sickSiteName

Username

sickUserName

Username can have only alphanumeric characters, spaces, underscores, hyphens, periods, and the @ symbol.

Password

\*\*\*\*\*

Hide

Very weak

Important: You will need this password to log in. Please store it in a secure location.

Confirm Password

Confirm use of weak password

Your E-mail

json.sigal+zzz@gmail.com

Double-check your email address before continuing.

Privacy

Allow search engines to index this site

Install WordPress

Make a note of  
your username  
and password

And make a note of  
where yor note is.



Username

sickUsername

Password

Remember Me

Log In

Lost your password?

[www.yourdomain.com/wp-login.php](http://www.yourdomain.com/wp-login.php)

**This is where you'll go to login and manage your blog.**

- Dashboard
- Home
- Updates
- Posts
- Media
- Pages
- Comments
- Appearance
- Plugins
- Users
- Tools
- Settings
- Collapse menu

# Dashboard

Screen Options Help

## Welcome to WordPress!

We've assembled some links to get you started:

Dismiss

### Get Started

[Customize Your Site](#)

or, change your theme completely

### Next Steps

- Write your first blog post
- Add an About page
- View your site

### More Actions

- Manage widgets or menus
- Turn comments on or off
- Learn more about getting started

#### At a Glance

1 Post 1 Page

1 Comment

WordPress 4.3 running Twenty Fifteen theme.

#### Quick Draft

Title

What's on your mind?

Save Draft

#### Activity

##### Recently Published

Today, 6:22 pm Hello world!

##### Comments

From Mr WordPress on Hello world! #  
Hi, this is a comment. To delete a comment, just log in and view the post's comments. There you will have ...

#### WordPress News

WordPress 4.3 "Billie" August 18, 2015

Version 4.3 of WordPress, named "Billie" in honor of jazz singer Billie Holiday, is available for download or update in your WordPress dashboard. New features in 4.3 make it even easier to format your content and customize your site. Menus in the Customizer. Create your menu, update it, and assign it, all while live...

ftp + yr new server



**DreamHost** <support@dreamhost.com>

1:57 PM (56 minutes ago)



to me

Hello New User

This is just a note to let you know that your account with DreamHost has been activated!

You can administer every aspect of your account from our web panel at:

<https://panel.dreamhost.com/>

Your FTP account will be activated within the next 30 minutes with the following username and randomly generated password:

FTP Server : [ford-prefect.dreamhost.com](https://ford-prefect.dreamhost.com/)

FTP Username : sickUsername

FTP Password

this will be a "randomly" assigned string

We strongly recommend changing this password to improve the security for your ftp user. We will not email you FTP passwords in the future!

You can change it by clicking the "Edit" button here:

<https://panel.dreamhost.com/?tree=users.users>

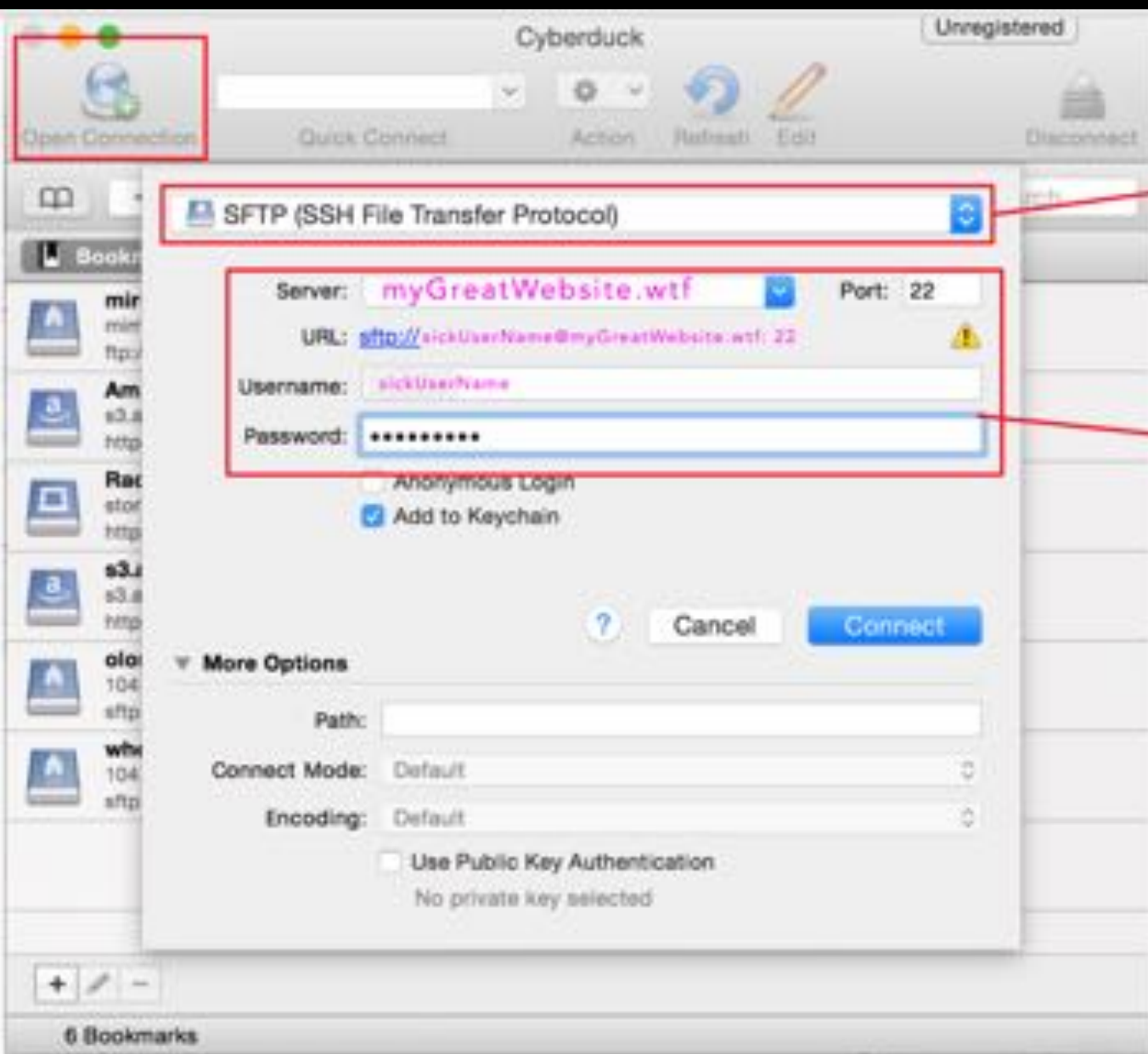
If you're coming from another host and aren't sure how to transfer your hosting to us, be sure to check out:

[http://wiki.dreamhost.com/Transfer\\_your\\_hosting\\_to\\_us](http://wiki.dreamhost.com/Transfer_your_hosting_to_us)

To manage user accounts, including resetting your passwords, visit the "Users" section of your secure DreamHost web panel at:

<https://panel.dreamhost.com/?tree=users.users>

Your domain should be registered within 30 minutes, and you will receive another email confirmation when complete! After it's done, it may take at least a day before the site works on the Internet.



Defaults to FTP. If you changed the Dreamhost user to SFTP, change this to SFTP, too.

These details were originally sent in an email from Dreamhost. You can change password at [panel.dreamhost.com](http://panel.dreamhost.com)



What can we help you with?

[My Profile](#)

# Dashboard

Welcome to DreamHost! This is our web control panel. From here you can manage your account, add and configure services, and install and use all kinds of awesome web apps and tools.

So... what do you want to do next?

Install WordPress or another app

[Show me where to go!](#)

Add or manage websites

[Show me where to go!](#)

Register a new domain

[Show me where to go!](#)

Set up some email

[Show me where to go!](#)

Had enough of our helpfulness? [Click here to hide these suggestions.](#) We won't take it personally.

## New Domain Extension

We now support over 120 different domain extensions. Take a look!

[Purchase Now](#)

## Quick Links

- [GETTING STARTED](#)
- [MANAGE DOMAINS](#)
- [EMAIL ADDRESSES](#)
- [ONE-CLICK INSTALLER](#)
- [DREAMPRESS](#)
- [DREAMOBJECTS](#)
- [SUPPORT](#)

- Manage Account
- Manage Domains
- Manage Email
- Manage Users
- MySQL Databases
- One-Click Installs

- Home
- Dashboard
- Domains
- Mail
- Goodies
- VPS
- Dedicated Servers
- Cloud Services
- Users
  - Manage Users
  - SSH Keys
- Account Privileges
- Unix Groups
- Billing & Account
- Support

Had enough of our helpfulness? [Click here to hide these suggestions.](#) We won't take it personally.

SSH Keys: Add or modify user logins on your account

# Manage Users

[Add A New User](#)

Users on "User's Account" (1 / unlimited users)

User	Name	Type	Machine	Disk Used	Actions
sickUsername	"sickUsername"	ftp	ford-prefect	~10 MB	<ul style="list-style-type: none"> <li>WebFTP Login</li> <li>Connect via FTP</li> <li>SSH FTP Connections</li> <li><a href="#">Edit</a></li> <li>Unlink</li> </ul>

- Manage Account
- Manage Domains
- Manage Email
- Manage Users
- MySQL Databases
- One-Click Installs

- Home
- Domains
- Mail
- Goodies
- VPS
- Dedicated Servers
- Cloud Services
- Users
  - Manage Users
  - SSH Keys

What can we help you find?

Exit Profile | Logout

# Manage Users

[Account Status](#)

[Return to user listing](#)

## Editing User: *sickUsername* (on ford-prefect)

**Full Name:** *sickUsername*

[learn more](#)

**Home Directory:** */home/sickUsername*

**Enhanced security?**

[learn more](#)

**User Type:** [Learn more about enabling shell access](#)

- FTP user - allows login via FTP for file transfers only.
- SFTP user - allows login via SFTP (SSH file transfer) for file transfers only.
- Shell user - allows login via both (secure shell) for command-line access, as well as SFTP.

Shell Type: */bin/bash*

Disable FTP?

**CPU Reporting:**

Enable user CPU usage statistics  
(unavailable on DreamHost PS)

[learn more](#)

**New Password:**

leave blank for no change (8-31 characters)

**New Password Again:**

**Pick a password for me:**

revealed on next page

[Save Changes](#)

- [Manage Account](#)
- [Manage Domains](#)
- [Manage Email](#)
- [Manage Users](#)
- [MySQL Database](#)
- [One-Click Installs](#)

### Main Menu

- [Home](#)
- [Domains](#)
- [Mail](#)
- [Goodies](#)
- [VPS](#)
- [Dedicated Servers](#)
- [Cloud Services](#)
- [Users](#)
- [Manage Users](#)
- [SSH Keys](#)
- [Account Privileges](#)
- [User Groups](#)
- [Billing & Account](#)
- [Support](#)